

1 料号定义

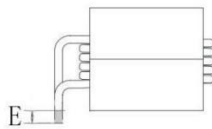
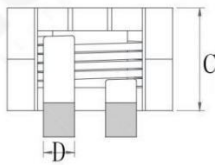
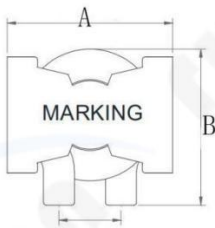
Part No. definition

RS **3222** - **100** **M**
 ① ② ③ ④

- ① 产品代码 : 功率电感
 Product Code
- ② 产品尺寸 : 33×33×22mm
 Dimension
- ③ 电感值 : 例 1R0 = 1.0uH 100 = 10uH
 Inductance
- ④ 公差范围 : M = ±20% N = ±30%
 Tolerance
- ※ 工作温度范围: -40℃ ~ +155℃
 Operating temperature range : -40℃ ~ +155℃ (Including self-temperature rise)

2 外形尺寸(mm)

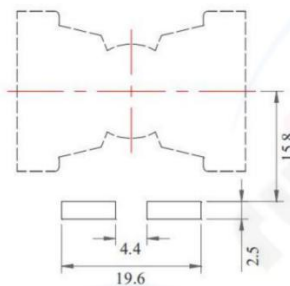
Appearance and dimensions



A	B	C	D	E
33.0Max	34REF.	22Max	6REF.	3.5REF.

4 参考基板尺寸(mm)

Reference PCB pattern



3 原理图

Schematic



5 电气特性

Electrical characteristics

料号 Part No.	电感值 Inductance (μH) ※1	直流电阻 DC Resistance ($\text{m}\Omega$)		温升电流 Heat Rating Current (A) ※2	饱和电流 Saturation Current (A) ※3
		Typical	Max		
RS3222-3R3M	3.3	1.45	1.3	45	80
RS3222-4R7M	4.7	1.45	1.3	45	75
RS3222-6R8M	6.8	1.45	1.3	45	50
RS3222-100M	10	3.1	3.6	22	35
RS3222-150M	15	5.2	6.8	21	30
RS3222-220M	22	6.7	8.5	18	25

※ 所有数据基于环境温度 25°C 条件下测试。
All data is tested on 25°C ambient temperature.

※1 电感值测试条件为 100kHz, 1.0V。
Inductance is tested at 100kHz, 1.0V.

※2 温升电流: 使产品温度上升到 $\Delta T 40^\circ\text{C}$ 时所加载的直流电流值 ($T_a=25^\circ\text{C}$)。
Heat rating current: The value of DC current when product temperature rise is $\Delta T 40^\circ\text{C}$ ($T_a=25^\circ\text{C}$).

※3 饱和电流: 电感值下降到其初始值的 35% 时所加载的直流电流值。
Saturation current: The value of DC current when the inductance decreases 35% of its initial value.

6 包装规格

吸塑盘装